HARRISON COUNTY COMMISSION
HARRISON COUNTY, WEST VIRGINIA

HARRISON COUNTY PUBLIC SAFETY COMPLEX ROOF REPLACEMENT

ADDENDUM #1

MARCH 25, 2021

THRASHER PROJECT #101-060-10145

TO WHOM IT MAY CONCERN:

A Pre-Bid Conference was held on Wednesday, March 24, 2021 on the above-referenced project, a copy of the sign in sheet is included in this Addendum. The following are clarifications and responses to questions posed by contractors for the above reference project.

A. GENERAL

1. Included with this addendum is an asbestos report dated 10/28/19. Note that in the report, Roofs #1, #2, and #7 are the roofs pertaining to this project and roofs #3 - #6 are not part of the scope of work. (See Note C.2 below)

B. SPECIFICATIONS

N/A

C. DRAWINGS

1. REPLACE Sheet G1.01 Cover Sheet with the revised sheet included in this addendum.
2. REVISE Sheet AD1.01, Demolition Reference Note #6 to read "Remove and dispose of existing roofing membrane and fiberboard. Existing tar roofing shall remain undisturbed."
3. REPLACE Sheet A1.01 with the revised sheet included in this addendum.
4. BIDS shall include the cost of an exterior wall mounted galvanized and painted steel roof access ladder and security cage. The ladder shall be 18" wide x 18' high from with rungs spaced at 12" c.c., and extending handrailing 42" above the parapet. This will also include a safety cage starting 8' above the ground and terminating 42" above the parapet. Wall brackets shall be ½" anchor bolted to existing concrete masonry at not more that 6' spacing. This can be custom made

or manufactured by Ega Products, Model MFC18 with cage, or an approved equal.

D. QUESTIONS AND RESPONSES

N/A

E. CLARIFICATIONS

1. Manufacturer's warranty shall be 20 years from date of Substantial Completion. Contractor shall provide a 2-year full coverage labor and material warranty from date of Substantial Completion.

If you have any questions or comments, please feel free to contact me at your earliest convenience. We ask that all final questions to be addressed by addendum be submitted by 4:00 p.m. on Monday, March 29, 2021, so that we may finalize and format to be sent out. As a reminder, bids will be received until 10:00 a.m. on Wednesday, March 31, 2021 at 301 W Main St., Clarksburg, WV. Good luck to everyone and thank you for your interest in the project.

Sincerely,

THE THRASHER GROUP, INC.

Lee Gustafson
Architect

HARRISON COUNTY COMMISSION
HARRISON COUNTY, WEST VIRGINIA
FOR THE
HARRISON COUNTY PUBLIC SAFETY COMPLEX
ROOF REPLACEMENT
THRASHER PROJECT # 060-10145

PRE-BID CONFERENCE
WEDNESDAY, MARCH 24, 2021 @ 3:00 P.M.

PLEASE PRINT

Name	Representing	Phone #	Email Address
DAN GARVIN	THRASHER	304-326-6383	DGARVIN@THETHRASHERGROUP.COM
Timothy Hogan	Hogan's Roofing Inc	304-641-6438	THOGAN8922@AOL.COM
Terry Wright	Sutton Roofing Inc	304 6246568	TERRY C SUTTON ROOFING US
Evan Huddle	Boggs Roofing	606-316-5622	evan@boggsroofing.com
Butch Brunion	Tri-State Roofing & S.M.	304-692-4404	brunion@tri-stateservice.com
Lee Gustafson, Arch	THRASHER	304-669-5936	lgustafson@thethrashergroup.com

CONSTRUCTION DOCUMENTS FOR
HARRISON COUNTY PUBLIC SAFETY COMPLEX
ROOF REPLACEMENT

CLARKSBURG, WV

3/12/21

PROJECT INFORMATION

VICINITY MAP

PROJECT LOCATION

PROJECT DATA

ROOF REPLACEMENT

GENERAL CODE COMPLIANCES

2015 INTERNATIONAL BUILDING CODE
2015 INTERNATIONAL PLUMBING CODE
2015 INTERNATIONAL MECHANICAL CODE
2018 NFPA 101 - LIFE SAFETY CODE
2017 NFPA 70 - NATIONAL ELECTRIC CODE
2017 ICC A117.1 ACCESSIBLE AND USABLE BUILDINGS AND FACILITIES
ASHRAE 90.1-2010 BUILDING ENERGY CODE
WV STATE FIRE CODE - ADOPTED JULY 1, 2016

OWNER INFORMATION

HARRISON COUNTY COMMISSION
301 W. MAIN STREET
CLARKSBURG, WV 26301
304.624.8500
CONTACT: WILLIE PARKER

THRASHER 600 WHITE OAKS BLVD.
BRIDGEPORT, WV 26330

PROJECT ARCHITECT:
LEE O. GUSTAFSON
ARCHITECT WV #1500
LGUSTAFSON@THETHRASHERGROUP.COM
304.326.6103

ARCHITECTURE

STATE OF WEST VIRGINIA — LEE O. GUSTAFSON — No. 1500 — REGISTERED — ARCHITECT

CONSULTANT INFORMATION

INDEX OF DRAWINGS

G1.01	COVER SHEET
AD1.01	DEMOLITION ROOF PLAN
A1.01	ROOF PLAN
A5.01	DETAILS

☐ FOR AGENCY REVIEW DATE: _____ BY: _____

☑ FOR BIDDING DATE: 3/12/21 BY: LGu

THE INFORMATION CONTAINED HEREIN IS THE SOLE PROPERTY OF THE THRASHER GROUP, INC. REPRODUCTION OF THESE DOCUMENTS IN WHOLE, OR IN PART FOR ANY REASON WITHOUT PRIOR WRITTEN PERMISSION IS STRICTLY PROHIBITED. COPYRIGHT © 2021 THE THRASHER GROUP, INC.

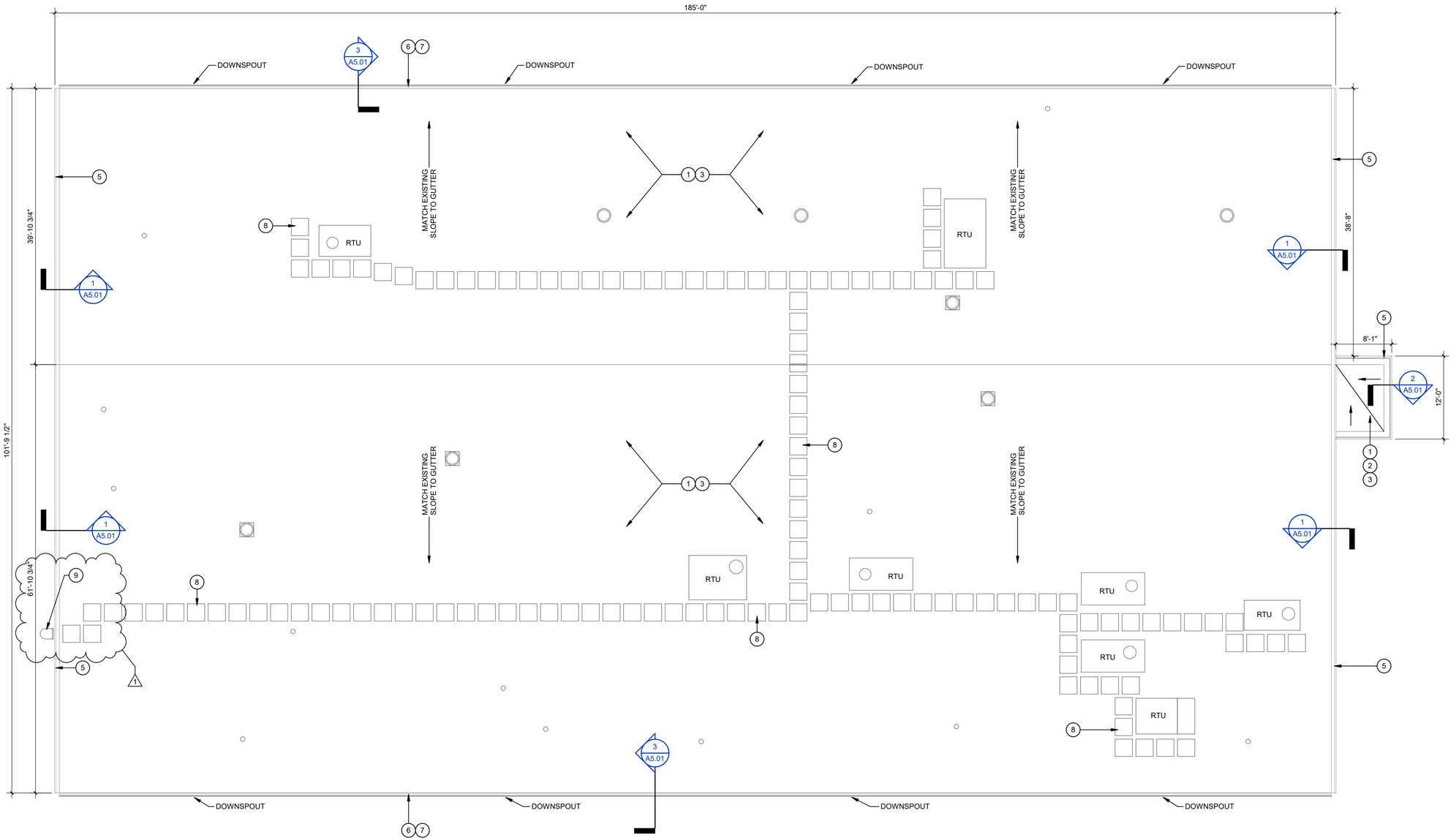

1 A1.01 ROOF PLAN - NEW CONSTRUCTION
1/8" = 1'-0"
0' 5' 10' 20'

GENERAL CONSTRUCTION NOTES

A. THE SCOPE OF THE WORK IS GENERALLY LIMITED TO THE AREAS SHOWN ON THESE PLANS. WORK NECESSARY TO RUN ELECTRICAL SERVICE TO EXISTING PANELS OR EXTEND OR REROUTE OTHER UTILITY LINES IS ALSO INCLUDED

B. VERIFY ALL EXISTING CONDITIONS AND DIMENSIONS PRIOR TO COMMENCEMENT OF ANY ON SITE ACTIVITIES

C. THE BUILDING WILL REMAIN IN OPERATION FOR THE DURATION OF THE CONSTRUCTION CONTRACT. COOPERATION AND CONSIDERATION BY THE CONTRACTOR AND WORKMEN ON SITE WILL BE REQ'D. THE CONTRACTOR SHALL SCHEDULE AND COORDINATE ACTIVITIES WITH THE OWNER

D. FLASH TO ALL EXISTING ROOFTOP EQUIPMENT AND SEAL ALL PENETRATIONS PER MANUFACTURER'S WARRANTY REQUIREMENTS AND TO ASSURE WATERTIGHTNESS

E. NEW DOWNSPOUTS SHALL TIE IN TO EXISTING STORM LINES AT EXISTING LOCATIONS

ROOF PLAN REFERENCE NOTES

1 INSTALL (2) LAYERS 2" POLYISO INSULATION
2 INSTALL 1/4" TAPERED INSULATION AS REQUIRED TO ENSURE POSITIVE DRAINAGE
3 INSTALL NEW 20 YEAR .060 FULLY ADHERED EPDM ROOFING SYSTEM OVER INSULATION
5 INSTALL METAL COPING
6 INSTALL GUTTER & DOWNSPOUT SYSTEM
7 RAISE ROOF EDGE AS REQUIRED FOR NEW INSULATION THICKNESS w/ 2x FULL WIDTH P.T. LUMBER ANCHOR BOLTED @ 48" O.C. MAX
8 INSTALL RUBBER WALKING PADS FOR ACCESS TO ALL HVAC EQUIPMENT AND NORMAL SERVICE AREAS
9 INSTALL WALL MOUNTED CAGED ROOF ACCESS LADDER. CONFIRM EXACT LOCATION WITH OWNER

SYMBOLS LEGEND

LIGHTNING PROTECTION ROD

ROOF PENETRATIONS

THRASHER
600 WHITE OAKS BLVD.
P.O. BOX 940
BRIDGEPORT, WV 26330
P (304) 624-4108
F (304) 624-7831
www.thethrashergroup.com

THE INFORMATION CONTAINED HEREIN IS THE SOLE PROPERTY OF THE THRASHER GROUP, INC. REPRODUCTION OF THESE DOCUMENTS IN WHOLE, OR IN PART FOR ANY REASON WITHOUT PRIOR WRITTEN PERMISSION IS STRICTLY PROHIBITED.
COPYRIGHT © 2021
THE THRASHER GROUP, INC.

NO.	BY	DATE	DESCRIPTION
1	D.G.	3/25/21	ADDENDUM 1

HARRISON COUNTY PUBLIC SAFETY COMPLEX - ROOF REPLACEMENT

HARRISON COUNTY COMMISSION
CLARKSBURG, WV
3/12/21
CONSTRUCTION DOCUMENTS

DRAWN: DG DATE: 3/12/21
CHECKED: LG DATE: 3/12/21
APPROVED: LG DATE: 3/12/21

PROJECT No. 060-10145

ROOF PLAN

SHEET No. A1.01

LAYOUT TAB: ROOF PLAN
CAD FILE: R:\060\060-10145.00-Harrison County Public Safety Building\Drawing\REV\T\060-10145 - HCPSC Reroof.rvt
PLOT DATE/TIME: 3/25/2021 11:28:00 AM
USER: DG

MSES consultants, inc.

609 West Main Street • P.O. Drawer 190 • Clarksburg, WV 26302-0190
304.624.9700 • 304.622.0981 • 304.842.3325 • http://www.msesinc.com
Office Fax 24 Hour World Wide Web

October 28, 2019
Project No. 17-125

Mr. William A. Parker
Harrison County Administrator
Harrison County Commission
301 West Main Street
Clarksburg, West Virginia 26301

REPORT TRANSMITTAL
HARRISON COUNTY PUBLIC SAFETY COMPLEX
ROOF SAMPLING AND ANALYTICAL RESULTS
ASBESTOS CONTAINING BUILDING MATEREIALS

Dear Mr. Parker:

The Harrison County Public Safety Complex has seven (7) roofs, as described by the following table.

Roof Schedule					
Roof No.	Square Footage (sf)	Roofing Type	Ballasted		Roof Deck
			Yes	No	
Roof #1	11,450	60 Mil EPDM	X		Wood
Roof #2	7,418	60 Mil EPDM		X	Wood
Roof #3	37	Shingles	- -	- -	Wood
Roof #4	80	Rolled Roofing	- -	- -	Concrete
Roof #5	258	Rolled Roofing	- -	- -	Concrete
Roof #6	298	Shingles	- -	- -	Wood
Roof #7	190	60 Mil EPDM	X	- -	Concrete

The 60 Mil EPDM membrane is underlain by a layer of brown fiberboard and a thin painted coat of coal tar containing small rock chips. Roofs 1 and 2 decks are wood and roof 7's deck is concrete. The roof shingles covering roofs 3 and 6 are applied over a wood deck. Roofs 4 and 5 are rolled roof material applied to a concrete deck. Roofs 1 and 7 are ballasted with a thin layer of clean river rock. The Harrison County Commission plans to replace these seven roof with a new roofing system.

To assist with the demolition of these seven (7) roofs, roof cores were extracted from roofs 1, 2, and 7. A piece of roof shingle was removed from roofs 3 and 6. Due to the thinness and that the rolled roofing was glued to the concrete decks, no roof sample could be obtained without damaging the roofing system from roofs 4 and 5.

The roof samples were collected on October 14, 2019. The 60 Mil EPDM membrane on Roofs 1, 2, and 7 samples were collected using a 2-inch diameter manual steel coring tool. Due to the size of roofs 1 and 2, three core samples were collected from each of these roofs. A single core sample was collected from roof 7 due to its small size of 190 square feet. The roof core sampler was wiped and washed between each sample collection.

A sharp blade knife was used to collect a shingle sample from roofs 3 and 6. The knife and blasé was wiped and washed between each sample collection.

The sample locations, sample descriptions, and sample collection was under the direct supervision of MSES consultants, inc.'s (MSES) Licensed West Virginia Building Inspector, Mr. Lawrence M. Rine, (WV License No. A1-010295, expiration date June 30, 2020).

Mr. Rine conducted an asbestos inspection of each of the seven (7) roofs and from this reconnaissance and visual inspection selected the roof sampling locations. The roof reconnaissance and visual inspection and resulting sample collection was in accordance with U. S. EPA AHERA and WVDHHT Protocols and Procedures. Bulk roof and underlayment samples were extracted from roofs 1, 2, and 7 and a bulk shingle sample was collected from roofs 3 and 6.

The ballasted roof was moved to one side on roofs 1 and 7 to expose the roof's membrane. The exposed membrane was washed with soap and tap water to clean the dirt and dust from the membrane. With the membrane cleaned, a 2-inch diameter roof core tool was used to collect a 2-inch diameter roof core from roof's surface to the top of the roof's deck. The coring tool is hollow with a solid outside steel barrel. As the coring tool is turned into the roof, the roof and roofing materials are cut and the core slides up the inside of the tool's hollow barrel. With the sampling depth achieved, the coring tool is removed and the collected roof core sample is pushed from the barrel of the coring tool into a plastic sample bag for visual inspection.

At the completion of the visual inspection, the plastic bag is sealed and sample bag is labeled with the sampling location, date, roof number, and an unique sample number which identifies the core's collection location, sample number, date of sampling, and from which roof the sample was collected.

The collected and identified roof samples were placed in a cooler for transport to the laboratory for analysis under a chain-of-custody.

The roof inspections found the seven roofs to be the same general age and the EPDM membrane roofs, the shingled roofs, and rolled roofs to be of the same age and generally sample make-up per roofing system. The various roofing systems were judged to be homogenous thus reflecting the number of samples collected from each roof.

The following table is a listing of each roof sampled with a description of each sample collected and the laboratory results for each sample collected.

Roof and Sample Description					
Roof No.	Sample No.	Date Sampled	Sample Description Top to Bottom	Asbestos	
				Present	Absent
Roof #1	PSC-1-10-14-19	10/14/19	60 Mil membrane 1" ± saturated brown fiberboard ¼" ± mopped on tar with some rock chips' wood roof deck	X	
Roof #1	PSC-2-10-14-19	10/14/19	60 Mil membrane 1" ± saturated brown fiberboard ¼" ± mopped on tar with some rock chips' wood roof deck	X	
Roof #1	PSC-3-10-14-19	10/14/19	60 Mil membrane 1" ± saturated brown fiberboard ¼" ± mopped on tar with some rock chips' wood roof deck	X	
Roof #2	PSC-4-10-14-19	10/14/19	60 Mil membrane 1" ± saturated brown fiberboard ¼" ± mopped on tar with some rock chips' wood roof deck	X	
Roof #2	PSC-5-10-14-19	10/14/19	60 Mil membrane 1" ± moist brown fiberboard ¼" ± mopped on tar with some rock chips' wood roof deck	X	
Roof #2	PSC-6-10-14-19	10/14/19	60 Mil membrane 1" ± moist brown fiberboard 1/2 ± mopped on tar with some rock chips' wood roof deck	X	
Roof #5	PSC-7-10-14-19	10/14/19	Single ply asphalt shingle single layer felt paper wood roof deck		X
Roof #6	PSC-8-10-14-19	10/14/19	Single ply asphalt shingle single layer felt paper wood roof deck		X
Roof #7	PSC-9-10-14-19	10/14/19	60 Mil EPDM membrane 1" ± moist brown fiberboard concrete roof deck		X

See notes on following page

Notes to Table

1. Roofs 1 and 7 covered with layer of river rock ¼ to 1" in size.
2. Sample locations shown by Drawing A102.
3. Roofs 1, 2, and 7 sampled using a 2-inch diameter hollow tube roof coring tool.
4. Roofs 5 and 6 sampled by cutting a section of roof shingle from the roofing system.
5. Roof samples bagged in individual sample bags, assigned an unique sample number, and provided to PSI, Inc. under chain-of-custody for asbestos analysis.
6. Roof samples PSC-1-10-14-19 through PSC-6-10-14-19 tested positive for chrysotile asbestos in the mopped on tar layer within each of these samples.
7. Brown fiberboard and roof shingles tested negative for asbestos.

All collected samples were provided to PSI, Inc. under a chain-of-custody for analysis and reporting of the analytical results. PSI, Inc. is a National Voluntary Laboratory Accredited Program (NVLAP) Accredited Laboratory. PSI, Inc. is a West Virginia DHHR approved an licensed asbestos laboratory.

Each of the samples were analyzed using Polarized Light Microscopy (PLM) in accordance with USEPA Method EPA 600/M4-82-020 in conjunction with Dispension Staining (PLM/DS) Analytical Procedures to determine the presence and percent of any asbestos containing building material (ACBM) in the layers of each sample.

The USEPA and WVDHHR regulations considers a material positive for asbestos if the material contains >1.0% asbestos content by PLM/DS.

Based on the analytical results, the mopped on tar with small rock chips applied to the top of the roof deck on roofs1 and2 contain 20 percent (%) chrysotile asbestos. No other samples or sample layers contained any asbestos.

Provided by Appendix A of the Report is the PSI, Inc.'s Laboratory Certification of Analysis for each of the nine roof samples, as outlined in the Roof and Sample Description Table. A photographic log of each sampling location is provided by Appendix B of this Report. The individual sample locations and sample numbers are shown by Drawing A102.

Should you have questions or need any additional information, do not hesitate to contact MSES at 304.624.9700.

Respectfully submitted,

Lawrence M. Rine
Project Principal
Asbestos Inspector
WV License #A1-010295
Expiration Date – June 30, 2020

MSES

APPENDIX A
PSI, INC.
Certification-of-Analysis

psi Information To Build On
Engineering • Consulting • Testing

REPORT OF BULK SAMPLE ANALYSIS FOR ASBESTOS

TESTED FOR: MSES Consultants, Inc.
1000 Green River Drive Suite 200
Fairmont, WV 26554
Attn: Larry Rine

Project ID: 08163036
17-125; PO#17-125-1
Harrison Co.
Public Safety Complex

Date Received: 10/16/2019 **Date Completed:** 10/22/2019 **Date Reported:** 10/22/2019

Analyst: Chris Kopar **Work Order:** 1910307

Client ID	Lab ID (Layer)	Sample Description (Color, Texture, Etc.) *Analyst's Comment*	Asbestos Content (Percent and Type)	Non-asbestos Fibers (Percent and Type)
PSC1101419	001A	(1) Black, Roofing, Homogeneous	20% Chrysotile	None Reported
		(2) Brown, Insulation, Homogeneous	NO ASBESTOS DETECTED	100% Cellulose Fiber
PSC2101419	002A	(1) Black, Roofing, Homogeneous	20% Chrysotile	20% Cellulose Fiber
PSC3101419	003A	(1) Black, Roofing, Homogeneous	20% Chrysotile	12% Fibrous Glass 20% Cellulose Fiber
		(2) Brown, Insulation, Homogeneous	NO ASBESTOS DETECTED	100% Cellulose Fiber
PSC4101419	004A	(1) Black, Roofing, Homogeneous	20% Chrysotile	15% Fibrous Glass 30% Cellulose Fiber
		(2) Brown, Insulation, Homogeneous	NO ASBESTOS DETECTED	100% Cellulose Fiber
PSC5101419	005A	(1) Black, Roofing, Homogeneous	20% Chrysotile	12% Fibrous Glass 20% Cellulose Fiber
		(2) Brown, Insulation, Homogeneous	NO ASBESTOS DETECTED	100% Cellulose Fiber

Quantitation is based on a visual estimation of the relative area of bulk sample components, unless otherwise noted in the "Comments" section of this report. The results are valid only for the item tested. This report may not be used to claim product endorsement by NVLAP or any agency of the U.S. Government. Method used: E.P.A. Interim Method for the Determination of Asbestos in Bulk Insulation Samples (EPA 600/M4-82-020). Polarized Light Microscopy is not consistently reliable in detecting asbestos in floor coverings and similar non-friable organically bound materials. Quantitative Transmission Electron Microscopy is currently the only method that can be used to determine if the material can be considered or treated as non-asbestos containing. Samples will be disposed of within 30 days unless notified in writing by the client. No part of this report may reproduced, except in full, without written permission of the laboratory. The reporting limit is 1% by weight. NVLAP Lab Code 101350-0.

Respectfully submitted,
PSI, Inc.

George Skarupa

Approved Signatory
George Skarupa

Client ID	Lab ID (Layer)	Sample Description (Color, Texture, Etc.) *Analyst's Comment*	Asbestos Content (Percent and Type)	Non-asbestos Fibers (Percent and Type)
PSC6101419	006A	(1) Black, Roofing, Homogeneous	**20% Chrysotile**	12% Fibrous Glass 20% Cellulose Fiber
		(2) Brown, Insulation, Homogeneous	**NO ASBESTOS DETECTED**	100% Cellulose Fiber
PSC7101419	007A	(1) Black, Roofing, Homogeneous	**NO ASBESTOS DETECTED**	20% Fibrous Glass
PSC8101419	008A	(1) Black, Roofing, Homogeneous	**NO ASBESTOS DETECTED**	20% Fibrous Glass
PSC9101419	009A	(1) Black, Roofing, Homogeneous	**NO ASBESTOS DETECTED**	None Reported
		(2) Brown, Insulation, Homogeneous	**NO ASBESTOS DETECTED**	100% Cellulose Fiber

Report Notes: **(PT) Point Count Results**

Quantitation is based on a visual estimation of the relative area of bulk sample components, unless otherwise noted in the "Comments" section of this report. The results are valid only for the item tested. This report may not be used to claim product endorsement by NVLAP or any agency of the U.S. Government. Method used: E.P.A. Interim Method for the Determination of Asbestos in Bulk Insulation Samples (EPA 600/M4-82-020). Polarized Light Microscopy is not consistently reliable in detecting asbestos in floor coverings and similar non-friable organically bound materials. Quantitative Transmission Electron Microscopy is currently the only method that can be used to determine if the material can be considered or treated as non-asbestos containing. Samples will be disposed of within 30 days unless notified in writing by the client. No part of this report may reproduced, except in full, without written permission of the laboratory. The reporting limit is 1% by weight. NVLAP Lab Code 101350-0.

Respectfully submitted,
PSI, Inc.

George Skarupa

Approved Signatory
George Skarupa

CHAIN OF CUSTODY - ASB/LEAD/IH

1910307 (2)

Project Information	
Project Name:	HARRISON CO. PUBLIC SAFETY COMPLEX
Project No:	17-125
PO Number:	17-125-1
Sample Date:	10/14/19

PSI Information To Build On
Engineering • Consulting • Testing

IH Laboratory
850 Poplar Street
Pittsburgh, PA 15220
412-922-4001 ext. 228/425

Send Results To:	
Company:	MSES CONSULTANTS, INC.
Attn:	LARRY RINE
Address:	1000 GREG ST. RIVER DR. FAIRMONT WV 26554
Telephone:	304.624.9700
Email:	LARRY@MSESCONSULTANTS.COM

Send Invoice To:	
Company:	MSES CONSULTANTS, INC.
Attn:	LARRY RINE
Address:	1000 GREG ST. RIVER DR. FAIRMONT WV 26554
Telephone:	304.624.9700
Email:	LARRY@MSESCONSULTANTS.COM

Requested Turnaround Time:			
Same Day	1-2 Day	3-5 Day	Requested Date:
☐	☐	☐	NORMAL TIME

Stop at First Positive	
Y	N
☐	☒

Laboratory Use Only	Y	N
All Samples In Acceptable Condition:	☒	☐
Comments:		
Shipping Charges Apply:	☐	☒

Sample ID:	Number of Samples	PLM Bulk	Point Count (400)	Point Count (1000)	Lead Wipe	Lead Air	Lead Soil	Lead Paint Chip	Lead TCLP	PCM	PCM "B Rules"	TEM AHERA	TEM 7402	TEM Chatfield	TEM Vacuum	TEM Wipe	NY PLM Friable/NOB	NY TEM NOB	NY SOF-V	Total Nuisance Dust	Respirable Dust	Cadmium	Zinc	Total Chromium	Other:
PSC-1-10-14-19	1	X																							
PSC-2-10-14-19	1	X																							
PSC-3-10-14-19	1	X																							
PSC-4-10-14-19	1	X																							
PSC-5-10-14-19	1	X																							
PSC-6-10-14-19	1	X																							
PSC-7-10-14-19	1	X																							

Relinquished by	Date/Time	Received by	Date/Time
[signature]	10/15/19 4:43 PM	[signature]	10/16/19 1pm

Analyst Name: | Analyst Signature:

Special Instructions / Comments:

PSI A-600-10 (9) PITTS

SHEET 1 OF 2

CHAIN OF CUSTODY - ASB/LEAD/IH

1910307

Project Information	
Project Name:	Harrison Co Public Safety Complex
Project No:	17-125
PO Number:	17-125-1
Sample Date:	10/14/19

psi Information To Build On
Engineering • Consulting • Testing

IH Laboratory
850 Poplar Street
Pittsburgh, PA 15220
412-922-4001 ext. 228/425

Send Results To:	
Company:	MSES CONSULTANTS, LLC.
Attn:	LARRY R. SR
Address:	1000 GLEN RIVER DR. FAIRMONT WV 26554
Telephone:	304.624.9700
Email:	LARRYC MSES-LLC.COM

Send Invoice To:	
Company:	MSES CONSULTANTS, LLC.
Attn:	LARRY R. SR
Address:	1000 GLEN RIVER DR. FAIRMONT, WV 26554
Telephone:	304.624.9700
Email:	LARRYC MSES-LLC.COM

Requested Turnaround Time:			
Same Day	1-2 Day	3-5 Day	Requested Date:
☐	☐	☐	NORMAL TIME

Stop at First Positive	
Y	N
☐	☒

Laboratory Use Only	Y	N
All Samples In Acceptable Condition:	☒	☐
Comments:		
Shipping Charges Apply:	☐	☒

Parameter

Sample ID:	Number of Samples	PLM Bulk	Point Count (400)	Point Count (1000)	Lead Wipe	Lead Air	Lead Soil	Lead Paint Chip	Lead TCLP	PCM	PCM "B Rules"	TEM AHERA	TEM 7402	TEM Chatfield	TEM Vacuum	TEM Wipe	NY PLM Friable/NOB	NY TEM NOB	NY SOF-V	Total Nuisance Dust	Respirable Dust	Cadmium	Zinc	Total Chromium	Other:
PSC-8-10-14-19	1	X																							
PSC-9-10-14-19	1	X																							

Relinquished by	Date/Time	Received by	Date/Time
	10/15/19 4:44 pm		10/16/19 1 pm

Analyst Name:		Analyst Signature:	

Special Instructions / Comments:	

PSI A-600-10 (9) PITTS

SHEET 2 OF 2

APPENDIX B
Photographic Log

MSES

MSES consultants, inc.
PO Drawer 190 · 609 West Main Street
Clarksburg, WV 26302-0190
304.624.9700 (office) · 304.622.0981 (fax)

PHOTOGRAPHIC LOG

Client Name:	Site Location:	Project No.:
Harrison County Commission	Harrison County Public Safety Complex Roof Replacement	17-125

Photo No.:	Date:
1	10/14/2019

Northeast

Description of Photo:

Roof 1

Roof Core Sample
PSC-1-10-14-19

For Sample Location, see Drawing A102

Photo No.:	Date:
2	10/14/2019

DIRECTION

East

Description of Photo:

Roof 1

Roof Core Sample
PSC-2-10-14-19

For Sample Location, see Drawing A102

MSES consultants, inc.
PO Drawer 190 · 609 West Main Street
Clarksburg, WV 26302-0190
304.624.9700 (office) · 304.622.0981 (fax)

PHOTOGRAPHIC LOG

Client Name:	Site Location:	Project No.:
Harrison County Commission	Harrison County Public Safety Complex Roof Replacement	17-125

Photo No.:	Date:
3	10/14/2019

DIRECTION

North

Description of Photo:

Roof 1

Roof Core Sample
PSC-3-10-14-19

For Sample Location, see Drawing A102

Photo No.:	Date:
4	10/14/2019

DIRECTION

South

Description of Photo:

Roof 2

Roof Core Sample
PSC-4-10-14-19

For Sample Location, see Drawing A102



MSES consultants, inc.
PO Drawer 190 · 609 West Main Street
Clarksburg, WV 26302-0190
304.624.9700 (office) · 304.622.0981 (fax)

PHOTOGRAPHIC LOG

Client Name:	Site Location:	Project No.:
Harrison County Commission	Harrison County Public Safety Complex Roof Replacement	17-125

Photo No.:	Date:
5	10/14/2019

DIRECTION

Northeast

Description of Photo:

Roof 2

Roof Core Sample
PSC-5-10-14-19

For Sample Location, see Drawing A102



Photo No.:	Date:
6	10/14/2019

DIRECTION

North

Description of Photo:

Roof 2

Roof Core Sample
PSC-6-10-14-19

For Sample Location, see Drawing A102

MSES consultants, inc.
PO Drawer 190 · 609 West Main Street
Clarksburg, WV 26302-0190
304.624.9700 (office) · 304.622.0981 (fax)

PHOTOGRAPHIC LOG

Client Name:	Site Location:	Project No.:
Harrison County Commission	Harrison County Public Safety Complex Roof Replacement	17-125

Photo No.:	Date:
7	10/14/2019

DIRECTION

– –

Description of Photo:

Roof 5

Roof Core Sample
PSC-7-10-14-19

For Sample Location, see
Drawing A102

NO PICTURE
Roof was shed/overhang
Unable to take picture

Photo No.:	Date:
8	10/14/2019

DIRECTION

– –

Description of Photo:

Roof 6

Roof Core Sample
PSC-8-10-14-19

For Sample Location, see
Drawing A102

NO PICTURE
Roof was shed
Unable to take picture

MSES consultants, inc.
PO Drawer 190 · 609 West Main Street
Clarksburg, WV 26302-0190
304.624.9700 (office) · 304.622.0981 (fax)

PHOTOGRAPHIC LOG

Client Name:	Site Location:	Project No.:
Harrison County Commission	Harrison County Public Safety Complex Roof Replacement	17-125

Photo No.:	Date:
9	10/14/2019

DIRECTION

East

Description of Photo:

Roof 7

Roof Core Sample
PSC-9-10-14-19

For Sample Location, see Drawing A102

Photo No.:	Date:

DIRECTION

Description of Photo: